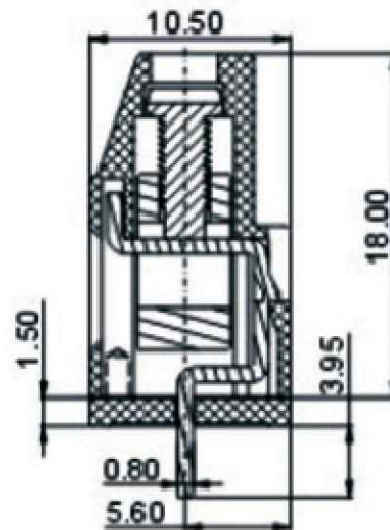
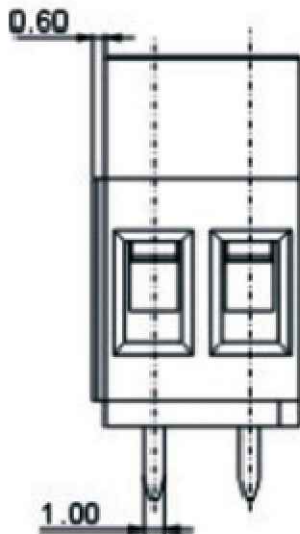
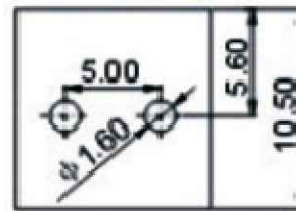


PCB LAYOUT



Electrical:
 Rated voltage: 300V
 Rated current: 10A
 Contact resistance: 20mΩ
 Insulation resistance: 5000MΩ/1000V
 Withstanding Voltage: Ac1500V/1Min
 Wire range: 24-12AWG 2.5mm²

Material:
 Screws: M2.5 steel Zinc plated
 Contact: Brass
 Pin header: Brass, Tin plated
 Housing: PA66, UL94V-0

Mechanical:
 Temp. Range: -40°C~+105°C
 MAX Soldering: +250°C for 5 Sec.
 Torque: 0.4Nm (3.6Lb.in)
 Strip length: 6-7mm

Order Information

RHTBY29D - 5.00 - XXP - X X

Series No.

Pitch: 5.00/5.08mm

Screw: C=Cross Screw S=Slot Screw

Color: 4=Green 2=Black 3=Blue
 1=Grey 5=Beige 6=Yellow

Number of Pole: 02-12

UNITS:mm	SHEET SIZE: A4	SCALE: ---	DRWN BY PAN
0~3	3~18	18~50	50~120
±0.12	±0.15	±0.3	±0.5
CHK'D BY FENG		APPR BY ZHAN	

Screw TERM BLOCK 5.00/5.08	
THIRD ANGLE PROJECTION	RHTBY29D -5.00/5.08-XXP

RHTECP NINGBO RHT ELECTRONIC CO.,LTD