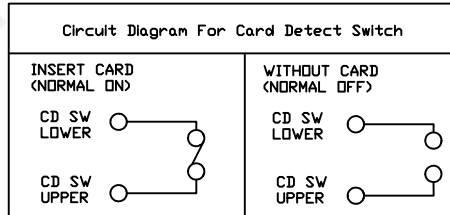
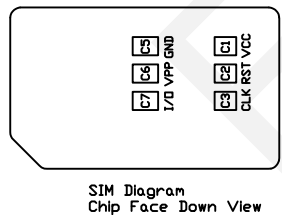


PIN NO.	Description
P1#	C1:VCC
P2#	C5:GND
P3#	C2:RST
P4#	C6:VPP
P5#	C3:CLK
P6#	C7:I/O
P7#	PDL
P8#	DET



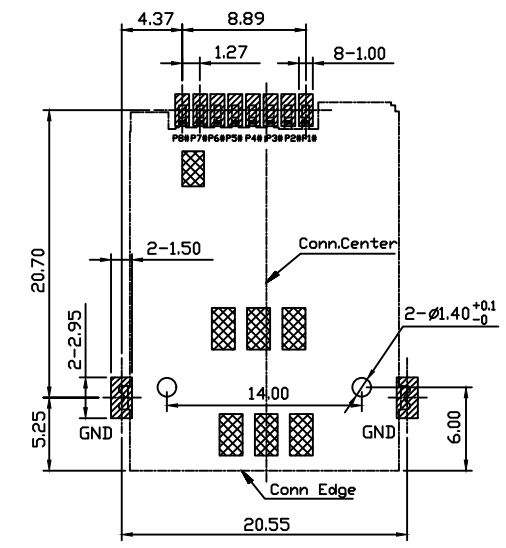
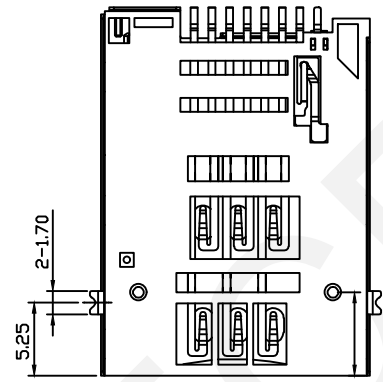
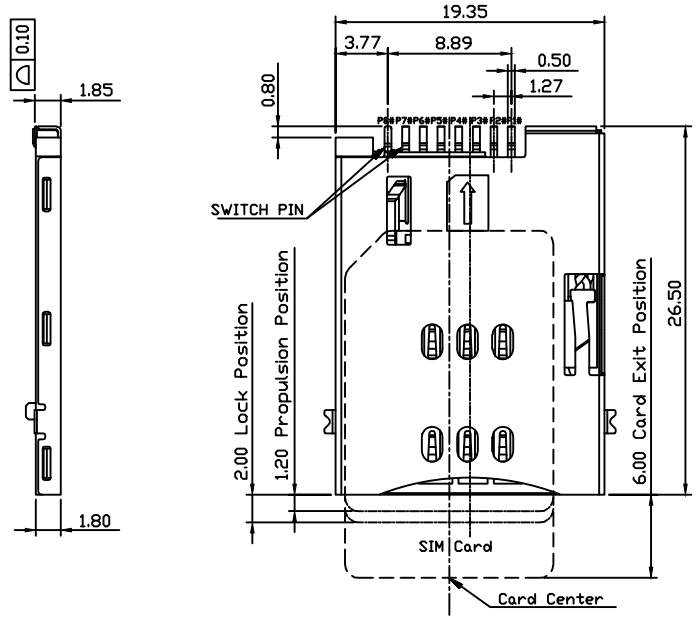
NINGBO RHT ELECTRONIC CO.,LTD

UNITS:mm	SHEET SIZE: A4		SCALE:---		DRWN BY PAN
0~3	3~18	18~50	50~120	CHK'D BY FENG	
±0.12	±0.15	±0.3	±0.5	APPR BY ZHAN	

SIM Card Connectors 6+2  
Pin Push H1.8 (Without Post)

THIRD ANGLE PROJECTION

RHTAYIM-110-6P-0-R

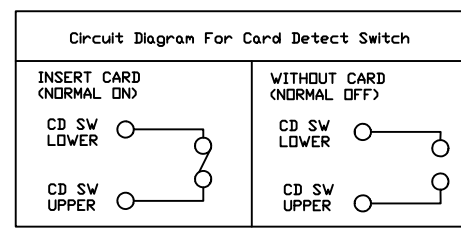
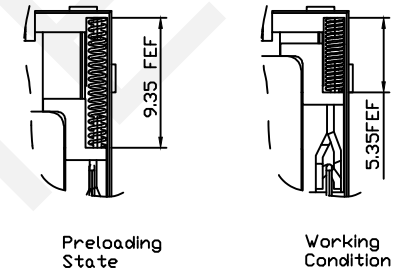
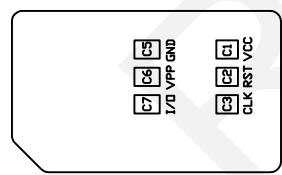
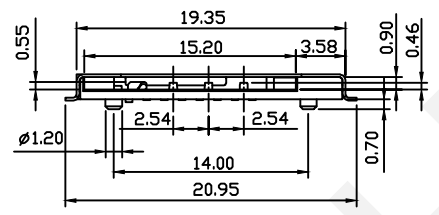


RECOMMENDED PCB LAYOUT(TOP VIEW)  
GENERAL TOLERANCE:±0.05

- SOLDER AREA
- NONE CIRCUIT DIAGRAM AREA

Material:  
Insulator:High Temperature Thermoplastic  
Contact:Copper Alloy  
Shell:Steel

Finish:  
Contact:Gold Flash Plated On Contact Area,  
Matte-Tin Plated On Solder Tails,  
With Entire Contact Underplated Nickel  
Shell:Gold Flash Plated On Solder Tails  
Infrared Reflow Soldering:10 sec.Min.at 260<sup>+10</sup><sub>-0</sub>



PIN NO.	Description
P1#	C1:VCC
P2#	C5:GND
P3#	C2:RST
P4#	C6:VPP
P5#	C3:CLK
P6#	C7:I/O
P7#	POL
P8#	DET

UNITS:mm	SHEET SIZE: A4	SCALE:---	DRWN BY PAN
0~3	3~18	18~50	50~120
±0.12	±0.15	±0.3	±0.5
CHK'D BY FENG		APPR BY ZHAN	

SIM Card Connectors 6+2 Pin Push H1.8 (Without Post)	
THIRD ANGLE PROJECTION 	RHTAYIM-110-6P-1-R



NINGBO RHT ELECTRONIC CO.,LTD

G

G