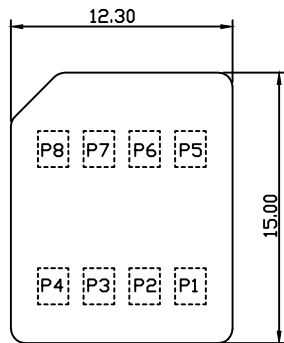
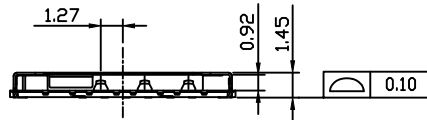



RECOMMENDED PCB LAYOUT
TOLERANCE±0.05



MICRO-SIM CARD

Pin Assignment

- Pin1:VCC
- Pin2:RST
- Pin3:CLK
- Pin4:Reserved
- Pin5:GND
- Pin6:VPP
- Pin7:I/O
- Pin8:Reserved



Material:

Housing:LCP,UL94V-0

Contact:C5210, Gold Flash Plated On Contact Area;

Gold Flash Plating On Solder Tails,

With Entire Contact Underplated Nickel

Shell:SUS304,Nickel Underplated Over all,

Gold Flash Plated On Solder Tails

Electrical Specifications:

Current Rating:0.5A

Voltage Rating:5V

Contact Resistance:50mΩ Max.

Insulation Resistance:1000MΩ Min

Durability:3000 Cycles Min

UNITS:mm	SHEET SIZE: A4	SCALE:---	DRWN BY PAN
0~3	3~18	18~50	50~120
±0.12	±0.15	±0.3	±0.5
CHK'D BY FENG		APPR BY ZHAN	

Micro SIM Card CONN,6P,H1.45mm	
THIRD ANGLE PROJECTION	RHTAYIM-046-6P

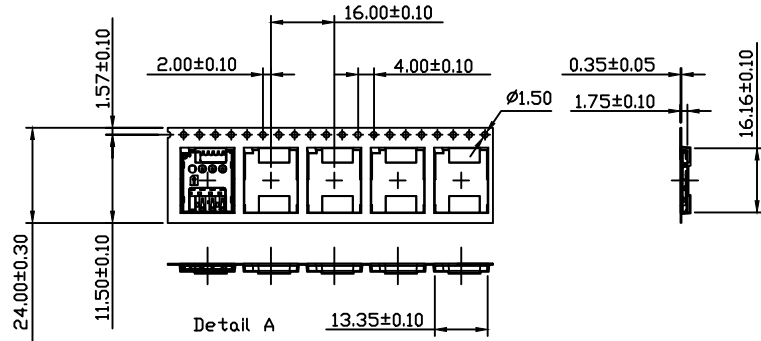


NINGBO RHT ELECTRONIC CO.,LTD



RHTAYIM-046-6P

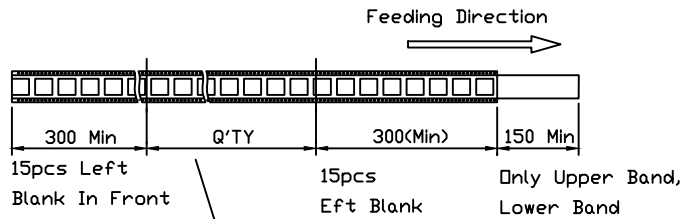
(Figure 1)



(Table 1)

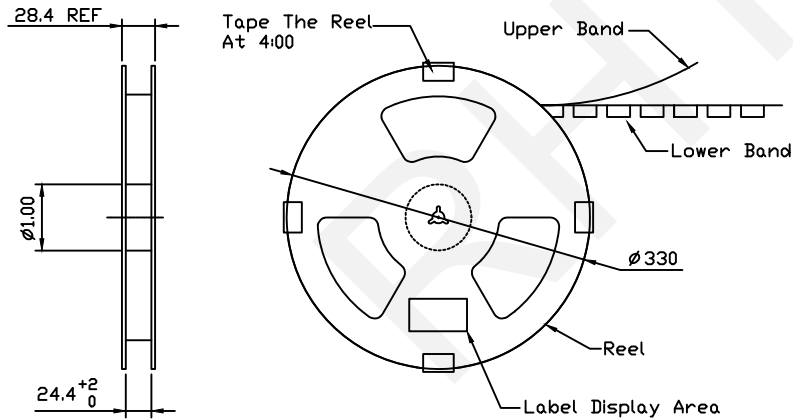
Number Of Packages

Pcs/Volume	Roll/Box	Pcs/Box
1500	11	16500

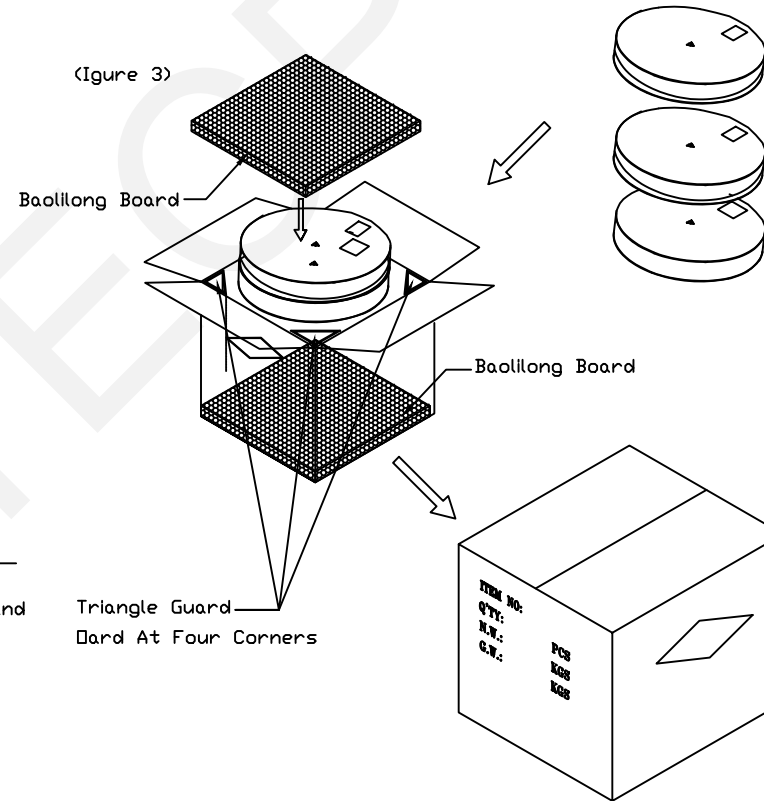


The Quantity Of Product Loading Area Shall Be in Accordance With Table 1

(Figure 2)



(Figure 3)



RHTECP NINGBO RHT ELECTRONIC CO.,LTD

UNITS:mm	SHEET SIZE: A4	SCALE:----	DRWN BY PAN
0~3	3~18	18~50	50~120
±0.12	±0.15	±0.3	±0.5

CHK'D BY FENG
APPR BY ZHAN

Micro SIM Card CONN,6P.H1.45mm

THIRD ANGLE PROJECTION



RHTAYIM-046-6P