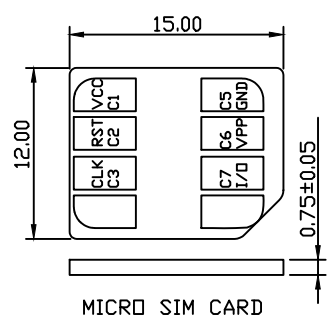
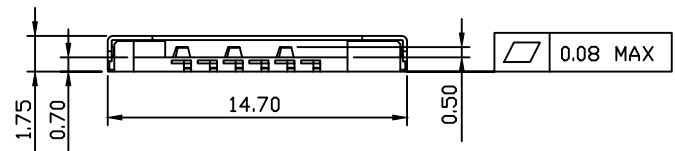
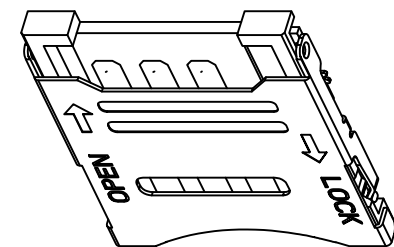


■ SMT SOLDER AREA
 ▨ NO WIRING AREA

RECOMMENDED PCB LAYOUT
 GENERAL TOLERANCE:±0.05



MICRO SIM CARD

SIM Pin Assignment	
Pin#	Name
C1	VCC
C2	RST
C3	CLK
C5	GND
C6	VPP
C7	I/O

Material:
 Housing:LCP,UL94V-0,Black.
 Terminal:Copper Alloy
 Shell:Stainless Steel

Electrical:
 Current Rating:1A Max.
 Voltage Rating:30V DC max.
 Contact Resistance:30mΩ Max.
 insulation Resistance:1000MΩ Min.
 Dielectric Voltage:500Vr.m.s/min.
 Operation Temp:-40°C~+85°C
 Humidity:0%~95%
 Durability:5000 Cycles

RHTECP NINGBO RHT ELECTRONIC CO.,LTD

UNITS:mm	SHEET SIZE: A4	SCALE:---	DRWN BY PAN
0~3	3~18	18~50	50~120
±0.12	±0.15	±0.3	±0.5
CHK'D BY FENG		APPR BY ZHAN	

Micro SIM CONN,HINGED TYPE:6Pin H1.8mm

THIRD ANGLE PROJECTION

RHTAYIM-072-6P-H1.8-R