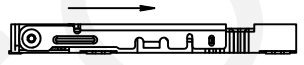


STEP 1 INSERT NANO SIM CARD



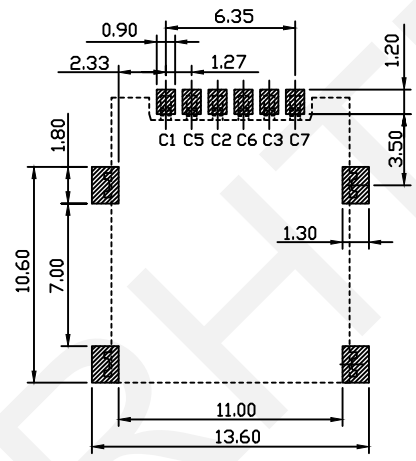
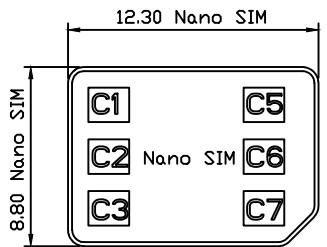
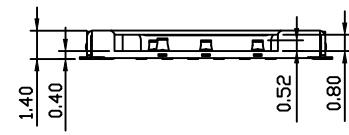
STEP 2 PUSH THE SHELL



STEP 3 FINISH

Material:
 Insulator: High Temperature Thermoplastic, UL94V-0.
 Contact: Copper Alloy, Plated 50u"Ni Overall
 Contact All Au 1U. Shell: SUS All Ni 30U/MIN

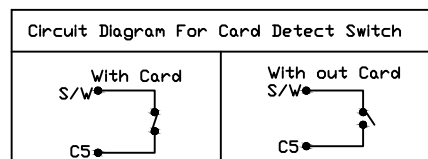
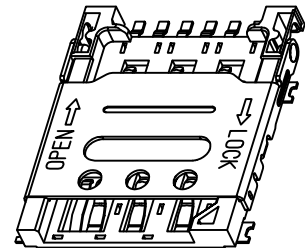
Electrical:
 Current Rating: 0.5A AC/DC MAX.
 Voltage Rating: 125V AC/DC
 Ambient Temperature Range: -20°C~+60°C
 Storage Temperature Range: -40°C~+70°C
 Ambient Humidity Range: 95% R.H. Max.
 Contact Resistance: 80mΩ Max.
 Insulation Resistance: 100MΩ Min./100V DC
 Mating Cycles: 5000 Insertions.
 Reflow Peak Temp: 260°C±5°C, 3~5s



PCB LAYOUT

RECOMMENDED PCB LAYOUT
 GENERAL TOLERANCE: ±0.05

Pin No.	Name
C1	VCC
C2	RST
C3	CLK
C5	GND
C6	VPP
C7	I/O
S/W	SWITCH PIN



Circuit Diagram For Card Detect Switch



NINGBO RHT ELECTRONIC CO.,LTD

UNITS:mm	SHEET SIZE: A4	SCALE:---	DRWN BY PAN
0~3	3~18	18~50	50~120
±0.12	±0.15	±0.3	±0.5

CHK'D BY FENG
 APPR BY ZHAN

Nano SIM CONN:HINGED TYPE,
 6Pin, H1.4mm, With CD Pin
 THIRD ANGLE PROJECTION
 RHTAYIM-077A-6P-H1.4-R