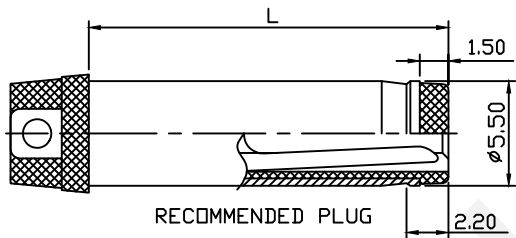
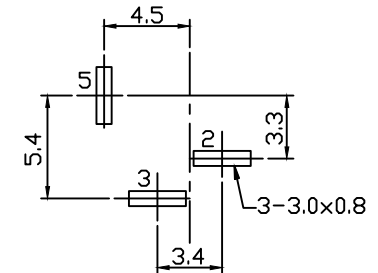


PCB LAYOUT TOP VIEW

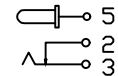


RECOMMENDED PLUG

PIN	∅2.0	∅2.5
APPD		

NO	Description	QTY	Material	Plating
1	Housing	1	PBT	---
2	Flat Piece	1	Brass	Sn-Plating
3	Spring	1	SUS301	Sn-Plating
4	PIN	1	Brass	Ni-Plating
5	Contact Foot	1	Brass	Sn-Plating
6	Cover	1	PF	---

SCHEMATIC



SPECIFICATION

Rated Load:DC 30V 1.0A
 Contact Resistance:30mΩ, Max
 Insulation Resistance:100MΩ, Min
 Withstand Voltage:AC500V
 Actuating Force:3-20N
 Life:5000 Cycles
 Operating Temperature:-30°C-70°C

RHTECP NINGBO RHT ELECTRONIC CO.,LTD

UNITS:mm	SHEET SIZE: A4			SCALE:---	DRWN BY PAN
0~3	3~18	18~50	50~120	CHK'D BY FENG	
±0.12	±0.15	±0.3	±0.5	APPR BY ZHAN	

DC POWER Jack DIP
 THIRD ANGLE PROJECTION
 RHTAYC-017