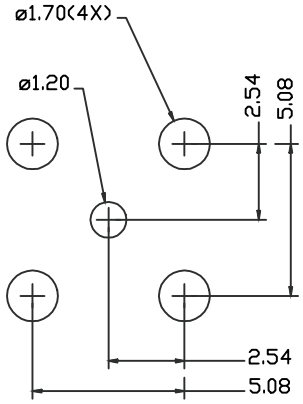

PCB MOUNTING HOLES

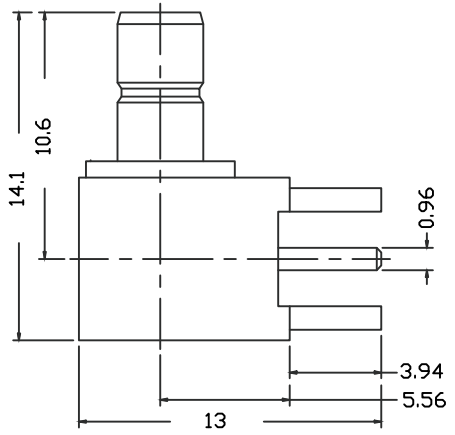

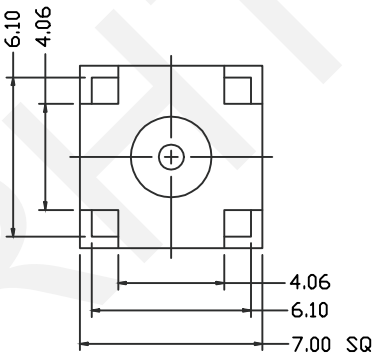

ElectricalSpecifications
Impedance:50Ω
Frequency Range:0-4 GHz with low reflection; usable to 10.0 GHz
Voltage Rating for RG-188/U Cable:
335 volts at sea level and 85 volts at 70,000 feet
Dielectric Withstanding Voltage: RG-196:750 VRMS;
RG.188:1.000 VRMS;
VSWR:Straight connector,RG-196/U: 1.30+0 .04f(GHz)
Right angle connector,RG.196/U: 1.45+0 .06f(GHz)
Straight connector,RG.188/U:1.25+0 .04f(GHz)
Right angle connector,RG.188/U:1.35+0 .04f(GHz)
Contact Resistance:
Center contact:6.0 MΩ initial, 8.0 after environmental;
Outer contact:1.0 MΩ initial, 1.5 after environmental
Braid to body:1.0 MΩ initial, after environmental N/A
Insulation Resistance: 1,000 MΩ Min.
Insertion Loss:Straight connector: 0.30 dB @ 1.5 GHz
Right angle connector: 0.60 dB @ 1.5 GHZ
RF Leakage:-55 dB Min.@ 2-3 GHz
Mechanical
Mating:Snap-on coupling per MIL-STD-348
Braid/Jacket Cable Affixment:Hex crimp
Center Conductor Cable Affixment:Solder
Engagement Forces:Engagement:14 lbs maximum
Disengagement:2lbs minimum
Durability: 500 cycles Min.
Temperature Range:- 65°C to +165°C
Material
Center Contact:
Female: beryllium copper, gold-plated
Male: brass or beryllium copper, gold-plated
Outer Contact Plating: Nickel or gold plating
Body:Brass or zinc
Body Plating: Nickel or gold plating
Insulator: TFE
Crimp Ferrule:Annealed copper alloy

RHTECP

NINGBO RHT ELECTRONIC CO.,LTD	UNITS:mm	SHEET SIZE: A4	SCALE:---	DRWN BY PAN	SMB Connector Series
	0~3	3~18	18~50	50~120	CHK'D BY FENG
	±0.12	±0.15	±0.3	±0.5	APPR BY ZHAN
	THIRD ANGLE PROJECTION				RHTAYMB001